


**While my guitar gently weeps - The Beatles (1968) BPM123**



**Intro**  
(Glock.)

Am II Am7 II Am6 I Fmaj7 V  
Am I G II D VI E IV



**1er couplet**

Am II Am7 II Am6 I Fmaj7 V  
I look at you all see the love there that's sleeping

Am I G II D VI E IV  
While my guitar gently weeps

Am II Am7 II Am6 I Fmaj7 V  
I look at the floor and I see it needs sweeping

Am I G I C I E I  
Still my guitar gently weeps



**1er refrain**

A I C#m II F#m I C#m II  
I don't know why nobody told you

Bm I % E I %  
How to unfold your love

A I C#m II F#m I C#m II  
I don't know how someone controlled you

Bm I % E I %  
They bought and sold you



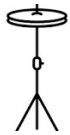
**2e couplet**

Am II Am7 II Am6 I Fmaj7 V  
I look at the world, and I notice, it's turning

Am I G II D VI E IV  
While my guitar gently weeps

Am II Am7 II Am6 I Fmaj7 V  
With every mistake, we must surely be learning

Am I G I C I E I  
Still my guitar gently weeps



**2e refrain**

A I C#m II F#m I C#m II  
I don't know how you were diverted

Bm I % E I %  
You were perverted too

A I C#m II F#m I C#m II  
I don't know how you were inverted

Bm I % E I %  
No one alerted you

**3e couplet**

Am II Am7 II Am6 I Fmaj7 V  
I look at you all, see the love there that's sleeping

Am I G II D VI E IV  
While my guitar gently weeps

Am II Am7 II Am6 I Fmaj7 V  
Look at you all...

Am I G I C I E I  
Still my guitar gently weeps

**+ SOLO ( sur les accords du couplet)**

**Outro**

x 4

Am II Am7 II Am6 I Fmaj7 V  
Look at you all... > CHOEURS : LA GRAVE

Am I G I D I E I  
While my guitar gently weeps

Am II Am7 II Am6 I Fmaj7 V  
Look at you all...

Am I G I C I E I > CHOEURS : MI AIGU  
Still my guitar gently weeps




<b>Am II</b> 	<b>Am7 II</b> 	<b>Am6 I</b> 
<b>F7M V</b> 	<b>Am I</b> 	
<b>A I</b> 	<b>C#m II</b> 	<b>F#m I</b> 
<b>Bm I</b> 	<b>G II</b> 	<b>G I</b> 
<b>E I</b> 	<b>E IV</b> 	<b>C I</b> 
<b>D VI</b> 		

**Signification des chiffres romains à côté de chaque accord :**

Ce sont les différentes versions possibles d'un même accord sur le manche selon le site [www.ukubuddy.com](http://www.ukubuddy.com).  
Vive les barrés !

**While my guitar gently weeps - The Beatles (1968) BPM123**



**Intro**  
(Glock.)

Am II Am7 II Am6 I Fmaj7 V  
Am I G II D VI E IV



**1er couplet**

Am II Am7 II Am6 I Fmaj7 V  
I look at you all see the love there that's sleeping

Am I G II D VI E IV  
While my guitar gently weeps

Am II Am7 II Am6 I Fmaj7 V  
I look at the floor and I see it needs sweeping

Am I G I C I E I  
Still my guitar gently weeps



**1er refrain**

A I C#m II F#m I C#m II  
I don't know why nobody told you

Bm I % E I %  
How to unfold your love

A I C#m II F#m I C#m II  
I don't know how someone controlled you

Bm I % E I %  
They bought and sold you



**2e couplet**

Am II Am7 II Am6 I Fmaj7 V  
I look at the world, and I notice, it's turning

Am I G II D VI E IV  
While my guitar gently weeps

Am II Am7 II Am6 I Fmaj7 V  
With every mistake, we must surely be learning

Am I G I C I E I  
Still my guitar gently weeps



**2e refrain**

A I C#m II F#m I C#m II  
I don't know how you were diverted

Bm I % E I %  
You were perverted too

A I C#m II F#m I C#m II  
I don't know how you were inverted

Bm I % E I %  
No one alerted you

**3e couplet**

Am II Am7 II Am6 I Fmaj7 V  
I look at you all, see the love there that's sleeping

Am I G II D VI E IV  
While my guitar gently weeps

Am II Am7 II Am6 I Fmaj7 V  
Look at you all...

Am I G I C I E I  
Still my guitar gently weeps

**+ SOLO ( sur les accords du couplet)**

**Outro**

x 4

Am II Am7 II Am6 I Fmaj7 V  
Look at you all... > CHOEURS : LA GRAVE

Am I G I D I E I  
While my guitar gently weeps

Am II Am7 II Am6 I Fmaj7 V  
Look at you all...

Am I G I C I E I > CHOEURS : MI AIGU  
Still my guitar gently weeps




<b>Am II</b> 	<b>Am7 II</b> 	<b>Am6 I</b> 
<b>F7M V</b> 	<b>Am I</b> 	
<b>A I</b> 	<b>C#m II</b> 	<b>F#m I</b> 
<b>Bm I</b> 	<b>G II</b> 	<b>G I</b> 
<b>E I</b> 	<b>E IV</b> 	<b>C I</b> 
<b>D VI</b> 		

**Signification des chiffres romains à côté de chaque accord :**

Ce sont les différentes versions possibles d'un même accord sur le manche selon le site [www.ukubuddy.com](http://www.ukubuddy.com).  
Vive les barrés !

**While my guitar gently weeps - The Beatles (1968) BPM123**



**Intro**  
(Glock.)

Am II Am7 II Am6 I Fmaj7 V  
Am I G II D VI E IV



**1er couplet**

Am II Am7 II Am6 I Fmaj7 V  
I look at you all see the love there that's sleeping

Am I G II D VI E IV  
While my guitar gently weeps

Am II Am7 II Am6 I Fmaj7 V  
I look at the floor and I see it needs sweeping

Am I G I C I E I  
Still my guitar gently weeps



**1er refrain**

A I C#m II F#m I C#m II  
I don't know why nobody told you

Bm I % E I %  
How to unfold your love

A I C#m II F#m I C#m II  
I don't know how someone controlled you

Bm I % E I %  
They bought and sold you



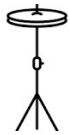
**2e couplet**

Am II Am7 II Am6 I Fmaj7 V  
I look at the world, and I notice, it's turning

Am I G II D VI E IV  
While my guitar gently weeps

Am II Am7 II Am6 I Fmaj7 V  
With every mistake, we must surely be learning

Am I G I C I E I  
Still my guitar gently weeps



**2e refrain**

A I C#m II F#m I C#m II  
I don't know how you were diverted

Bm I % E I %  
You were perverted too

A I C#m II F#m I C#m II  
I don't know how you were inverted

Bm I % E I %  
No one alerted you

**3e couplet**

Am II Am7 II Am6 I Fmaj7 V  
I look at you all, see the love there that's sleeping

Am I G II D VI E IV  
While my guitar gently weeps

Am II Am7 II Am6 I Fmaj7 V  
Look at you all...

Am I G I C I E I  
Still my guitar gently weeps

**+ SOLO ( sur les accords du couplet)**

**Outro**

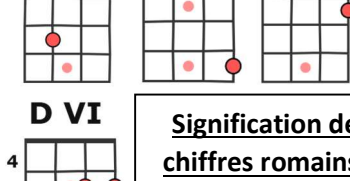
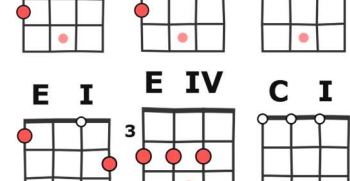
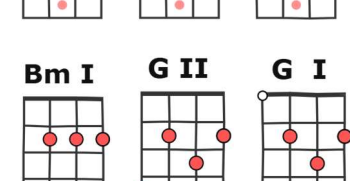
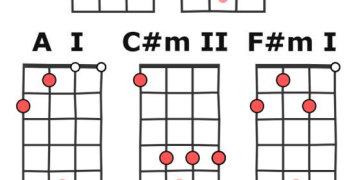
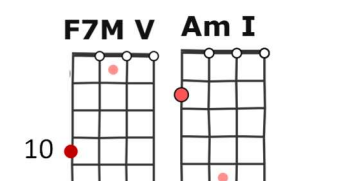
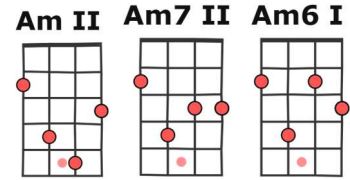
x 4

Am II Am7 II Am6 I Fmaj7 V  
Look at you all... > CHOEURS : LA GRAVE

Am I G I D I E I  
While my guitar gently weeps

Am II Am7 II Am6 I Fmaj7 V  
Look at you all...


Am I G I C I E I > CHOEURS : MI AIGU  
Still my guitar gently weeps



**Signification des chiffres romains à côté de chaque accord :**

Ce sont les différentes versions possibles d'un même accord sur le manche selon le site [www.ukubuddy.com](http://www.ukubuddy.com).  
Vive les barrés !

**While my guitar gently weeps - The Beatles (1968) BPM123**



**Intro**  
(Glock.)

Am II Am7 II Am6 I Fmaj7 V  
Am I G II D VI E IV



**1er couplet**

Am II Am7 II Am6 I Fmaj7 V  
I look at you all see the love there that's sleeping

Am I G II D VI E IV  
While my guitar gently weeps

Am II Am7 II Am6 I Fmaj7 V  
I look at the floor and I see it needs sweeping

Am I G I C I E I  
Still my guitar gently weeps



**1er refrain**

A I C#m II F#m I C#m II  
I don't know why nobody told you

Bm I % E I %  
How to unfold your love

A I C#m II F#m I C#m II  
I don't know how someone controlled you

Bm I % E I %  
They bought and sold you



**2e couplet**

Am II Am7 II Am6 I Fmaj7 V  
I look at the world, and I notice, it's turning

Am I G II D VI E IV  
While my guitar gently weeps

Am II Am7 II Am6 I Fmaj7 V  
With every mistake, we must surely be learning

Am I G I C I E I  
Still my guitar gently weeps



**2e refrain**

A I C#m II F#m I C#m II  
I don't know how you were diverted

Bm I % E I %  
You were perverted too

A I C#m II F#m I C#m II  
I don't know how you were inverted

Bm I % E I %  
No one alerted you

**3e couplet**

Am II Am7 II Am6 I Fmaj7 V  
I look at you all, see the love there that's sleeping

Am I G II D VI E IV  
While my guitar gently weeps

Am II Am7 II Am6 I Fmaj7 V  
Look at you all...

Am I G I C I E I  
Still my guitar gently weeps

**+ SOLO ( sur les accords du couplet)**

**Outro**

x 4

Am II Am7 II Am6 I Fmaj7 V  
Look at you all... > CHOEURS : LA GRAVE

Am I G I D I E I  
While my guitar gently weeps

Am II Am7 II Am6 I Fmaj7 V  
Look at you all...

Am I G I C I E I > CHOEURS : MI AIGU  
Still my guitar gently weeps




<b>Am II</b> 	<b>Am7 II</b> 	<b>Am6 I</b> 
<b>F7M V</b> 	<b>Am I</b> 	
<b>A I</b> 	<b>C#m II</b> 	<b>F#m I</b> 
<b>Bm I</b> 	<b>G II</b> 	<b>G I</b> 
<b>E I</b> 	<b>E IV</b> 	<b>C I</b> 
<b>D VI</b> 		

**Signification des chiffres romains à côté de chaque accord :**

Ce sont les différentes versions possibles d'un même accord sur le manche selon le site [www.ukubuddy.com](http://www.ukubuddy.com).  
Vive les barrés !

**While my guitar gently weeps - The Beatles (1968) BPM123**



**Intro**  
(Glock.)

Am II Am7 II Am6 I Fmaj7 V  
Am I G II D VI E IV



**1er couplet**

Am II Am7 II Am6 I Fmaj7 V  
I look at you all see the love there that's sleeping

Am I G II D VI E IV  
While my guitar gently weeps

Am II Am7 II Am6 I Fmaj7 V  
I look at the floor and I see it needs sweeping

Am I G I C I E I  
Still my guitar gently weeps



**1er refrain**

A I C#m II F#m I C#m II  
I don't know why nobody told you

Bm I % E I %  
How to unfold your love

A I C#m II F#m I C#m II  
I don't know how someone controlled you

Bm I % E I %  
They bought and sold you



**2e couplet**

Am II Am7 II Am6 I Fmaj7 V  
I look at the world, and I notice, it's turning

Am I G II D VI E IV  
While my guitar gently weeps

Am II Am7 II Am6 I Fmaj7 V  
With every mistake, we must surely be learning

Am I G I C I E I  
Still my guitar gently weeps



**2e refrain**

A I C#m II F#m I C#m II  
I don't know how you were diverted

Bm I % E I %  
You were perverted too

A I C#m II F#m I C#m II  
I don't know how you were inverted

Bm I % E I %  
No one alerted you

**3e couplet**

Am II Am7 II Am6 I Fmaj7 V  
I look at you all, see the love there that's sleeping

Am I G II D VI E IV  
While my guitar gently weeps

Am II Am7 II Am6 I Fmaj7 V  
Look at you all...

Am I G I C I E I  
Still my guitar gently weeps

**+ SOLO ( sur les accords du couplet)**

**Outro**

x 4

Am II Am7 II Am6 I Fmaj7 V  
Look at you all... > CHOEURS : LA GRAVE

Am I G I D I E I  
While my guitar gently weeps

Am II Am7 II Am6 I Fmaj7 V  
Look at you all...

Am I G I C I E I > CHOEURS : MI AIGU  
Still my guitar gently weeps




<b>Am II</b> 	<b>Am7 II</b> 	<b>Am6 I</b> 
<b>F7M V</b> 	<b>Am I</b> 	
<b>A I</b> 	<b>C#m II</b> 	<b>F#m I</b> 
<b>Bm I</b> 	<b>G II</b> 	<b>G I</b> 
<b>E I</b> 	<b>E IV</b> 	<b>C I</b> 
<b>D VI</b> 		

**Signification des chiffres romains à côté de chaque accord :**

Ce sont les différentes versions possibles d'un même accord sur le manche selon le site [www.ukubuddy.com](http://www.ukubuddy.com).  
Vive les barrés !

**While my guitar gently weeps - The Beatles (1968) BPM123**



**Intro**  
(Glock.)

Am II Am7 II Am6 I Fmaj7 V  
Am I G II D VI E IV



**1er couplet**

Am II Am7 II Am6 I Fmaj7 V  
I look at you all see the love there that's sleeping

Am I G II D VI E IV  
While my guitar gently weeps

Am II Am7 II Am6 I Fmaj7 V  
I look at the floor and I see it needs sweeping

Am I G I C I E I  
Still my guitar gently weeps



**1er refrain**

A I C#m II F#m I C#m II  
I don't know why nobody told you

Bm I % E I %  
How to unfold your love

A I C#m II F#m I C#m II  
I don't know how someone controlled you

Bm I % E I %  
They bought and sold you



**2e couplet**

Am II Am7 II Am6 I Fmaj7 V  
I look at the world, and I notice, it's turning

Am I G II D VI E IV  
While my guitar gently weeps

Am II Am7 II Am6 I Fmaj7 V  
With every mistake, we must surely be learning

Am I G I C I E I  
Still my guitar gently weeps



**2e refrain**

A I C#m II F#m I C#m II  
I don't know how you were diverted

Bm I % E I %  
You were perverted too

A I C#m II F#m I C#m II  
I don't know how you were inverted

Bm I % E I %  
No one alerted you

**3e couplet**

Am II Am7 II Am6 I Fmaj7 V  
I look at you all, see the love there that's sleeping

Am I G II D VI E IV  
While my guitar gently weeps

Am II Am7 II Am6 I Fmaj7 V  
Look at you all...

Am I G I C I E I  
Still my guitar gently weeps

**+ SOLO ( sur les accords du couplet)**

**Outro**

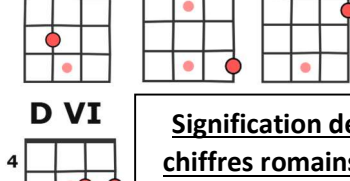
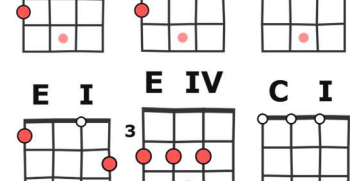
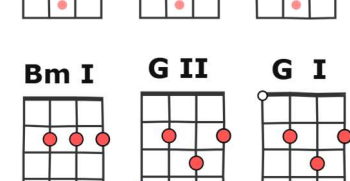
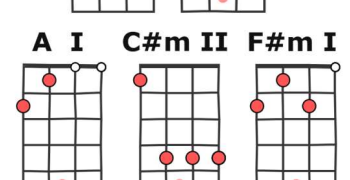
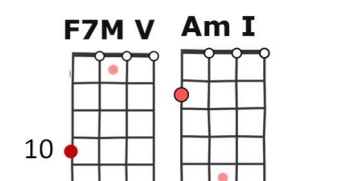
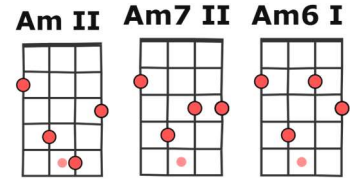
x 4

Am II Am7 II Am6 I Fmaj7 V  
Look at you all... > CHOEURS : LA GRAVE

Am I G I D I E I  
While my guitar gently weeps

Am II Am7 II Am6 I Fmaj7 V  
Look at you all...


Am I G I C I E I > CHOEURS : MI AIGU  
Still my guitar gently weeps



**Signification des chiffres romains à côté de chaque accord :**

Ce sont les différentes versions possibles d'un même accord sur le manche selon le site [www.ukubuddy.com](http://www.ukubuddy.com).  
Vive les barrés !

**While my guitar gently weeps - The Beatles (1968) BPM123**



**Intro**  
(Glock.)

Am II Am7 II Am6 I Fmaj7 V  
Am I G II D VI E IV



**1er couplet**

Am II Am7 II Am6 I Fmaj7 V  
I look at you all see the love there that's sleeping

Am I G II D VI E IV  
While my guitar gently weeps

Am II Am7 II Am6 I Fmaj7 V  
I look at the floor and I see it needs sweeping

Am I G I C I E I  
Still my guitar gently weeps



**1er refrain**

A I C#m II F#m I C#m II  
I don't know why nobody told you

Bm I % E I %  
How to unfold your love

A I C#m II F#m I C#m II  
I don't know how someone controlled you

Bm I % E I %  
They bought and sold you



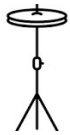
**2e couplet**

Am II Am7 II Am6 I Fmaj7 V  
I look at the world, and I notice, it's turning

Am I G II D VI E IV  
While my guitar gently weeps

Am II Am7 II Am6 I Fmaj7 V  
With every mistake, we must surely be learning

Am I G I C I E I  
Still my guitar gently weeps



**2e refrain**

A I C#m II F#m I C#m II  
I don't know how you were diverted

Bm I % E I %  
You were perverted too

A I C#m II F#m I C#m II  
I don't know how you were inverted

Bm I % E I %  
No one alerted you

**3e couplet**

Am II Am7 II Am6 I Fmaj7 V  
I look at you all, see the love there that's sleeping

Am I G II D VI E IV  
While my guitar gently weeps

Am II Am7 II Am6 I Fmaj7 V  
Look at you all...

Am I G I C I E I  
Still my guitar gently weeps

**+ SOLO ( sur les accords du couplet)**

**Outro**

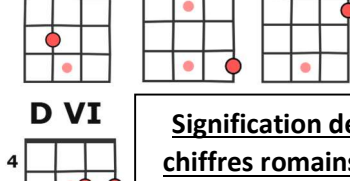
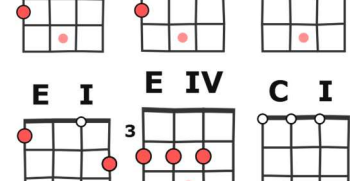
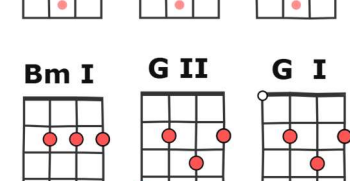
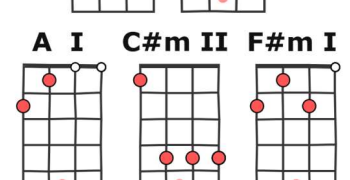
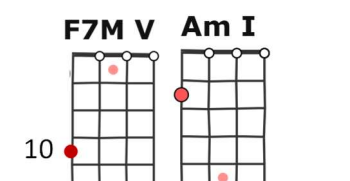
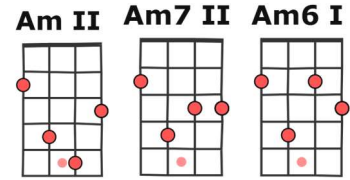
x 4

Am II Am7 II Am6 I Fmaj7 V  
Look at you all... > CHOEURS : LA GRAVE

Am I G I D I E I  
While my guitar gently weeps

Am II Am7 II Am6 I Fmaj7 V  
Look at you all...

Am I G I C I E I > CHOEURS : MI AIGU  
Still my guitar gently weeps




**Signification des chiffres romains à côté de chaque accord :**

Ce sont les différentes versions possibles d'un même accord sur le manche selon le site [www.ukubuddy.com](http://www.ukubuddy.com).  
Vive les barrés !

# Partition pour ukulélé Low G ! ...

Avis aux amateurs : corde de Sol grave €2.60 sur Woodbrass + livraison = € 5.90 ...  
Si on est plusieurs à commander, ça revient à 3€ (soprano concert ou ténor). Qui n'en veut ? <https://framadate.org/PrFegAS1nCirnFP6>

## While my guitar gently weeps - The Beatles (1968) BPM123



### Intro (Glock.)

Am<sup>II</sup> Am<sup>7</sup> II Am<sup>6</sup> I Fmaj<sup>7</sup> V  
Am<sup>I</sup> G<sup>II</sup> D<sup>VI</sup> E<sup>IV</sup>



### 1<sup>er</sup> couplet

Am<sup>II</sup> Am<sup>7</sup> II Am<sup>6</sup> I Fmaj<sup>7</sup> V  
I look at you all see the love there that's sleeping

Am<sup>I</sup> G<sup>II</sup> D<sup>VI</sup> E<sup>IV</sup>  
While my guitar gently weeps

Am<sup>II</sup> Am<sup>7</sup> II Am<sup>6</sup> I Fmaj<sup>7</sup> V  
I look at the floor and I see it needs sweeping

Am<sup>I</sup> G<sup>I</sup> C<sup>I</sup> E<sup>I</sup>  
Still my guitar gently weeps

### 1<sup>er</sup> refrain

A<sup>I</sup> C#m<sup>II</sup> F#m<sup>I</sup> C#m<sup>II</sup>  
I don't know why nobody told you

Bm<sup>I</sup> % E<sup>I</sup> %  
How to unfold your love

A<sup>I</sup> C#m<sup>II</sup> F#m<sup>I</sup> C#m<sup>II</sup>  
I don't know how someone controlled you

Bm<sup>I</sup> % E<sup>I</sup> %  
They bought and sold you

### 2<sup>e</sup> couplet

Am<sup>II</sup> Am<sup>7</sup> II Am<sup>6</sup> I Fmaj<sup>7</sup> V  
I look at the world, and I notice, it's turning

Am<sup>I</sup> G<sup>II</sup> D<sup>VI</sup> E<sup>IV</sup>  
While my guitar gently weeps

Am<sup>II</sup> Am<sup>7</sup> II Am<sup>6</sup> I Fmaj<sup>7</sup> V  
With every mistake, we must surely be learning

Am<sup>I</sup> G<sup>I</sup> C<sup>I</sup> E<sup>I</sup>  
Still my guitar gently weeps

### + SOLO ( sur les accords du couplet)

A<sup>I</sup> C#m<sup>II</sup> F#m<sup>I</sup> C#m<sup>II</sup>  
I don't know how you were diverted

Bm<sup>I</sup> % E<sup>I</sup> %  
You were perverted too

A<sup>I</sup> C#m<sup>II</sup> F#m<sup>I</sup> C#m<sup>II</sup>  
I don't know how you were inverted

Bm<sup>I</sup> % E<sup>I</sup> %  
No one alerted you

### 3<sup>e</sup> couplet

Am<sup>II</sup> Am<sup>7</sup> II Am<sup>6</sup> I Fmaj<sup>7</sup> V  
I look at you all, see the love there that's sleeping

Am<sup>I</sup> G<sup>II</sup> D<sup>VI</sup> E<sup>IV</sup>  
While my guitar gently weeps

Am<sup>II</sup> Am<sup>7</sup> II Am<sup>6</sup> I Fmaj<sup>7</sup> V  
Look at you all...

Am<sup>I</sup> G<sup>I</sup> C<sup>I</sup> E<sup>I</sup>  
Still my guitar gently weeps

### + SOLO ( sur les accords du couplet)

### Outro

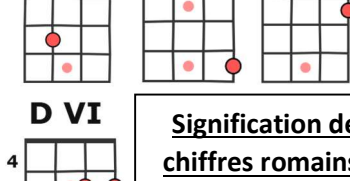
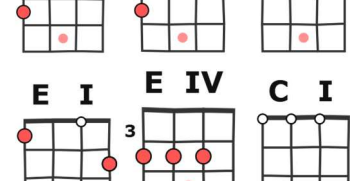
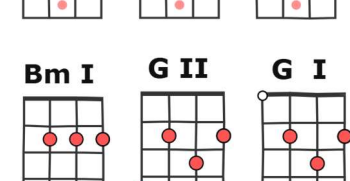
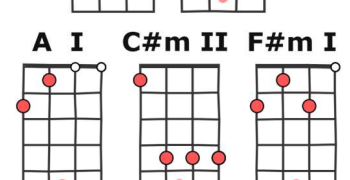
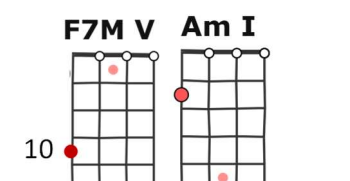
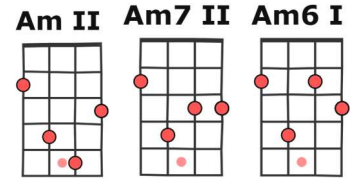
x 4

Am<sup>II</sup> Am<sup>7</sup> II Am<sup>6</sup> I Fmaj<sup>7</sup> V  
Look at you all... > CHOEURS : LA GRAVE

Am<sup>I</sup> G<sup>I</sup> D<sup>I</sup> E<sup>I</sup>  
While my guitar gently weeps

Am<sup>II</sup> Am<sup>7</sup> II Am<sup>6</sup> I Fmaj<sup>7</sup> V  
Look at you all...

Am<sup>I</sup> G<sup>I</sup> C<sup>I</sup> E<sup>I</sup> > CHOEURS : MI AIGU  
Still my guitar gently weeps



### Signification des chiffres romains à côté de chaque accord :


Ce sont les différentes versions possibles d'un même accord sur le manche selon le site [www.ukubuddy.com](http://www.ukubuddy.com).  
Vive les barrés !



# Partition pour ukulélé Low G ! ...

Avis aux amateurs : corde de Sol grave €2.60 sur Woodbrass + livraison = € 5.90 ...  
Si on est plusieurs à commander, ça revient à 3€ (soprano concert ou ténor). Qui n'en veut ? <https://framadate.org/PrFegAS1nCirnFP6>

## While my guitar gently weeps - The Beatles (1968) BPM123



### Intro (Glock.)

Am II Am7 II Am6 I Fmaj7 V  
Am I G II D VI E IV



### 1er couplet

Am II Am7 II Am6 I Fmaj7 V  
I look at you all see the love there that's sleeping

Am I G II D VI E IV  
While my guitar gently weeps

Am II Am7 II Am6 I Fmaj7 V  
I look at the floor and I see it needs sweeping

Am I G I C I E I  
Still my guitar gently weeps

A I C#m II F#m I C#m II  
I don't know why nobody told you

Bm I % E I %  
How to unfold your love

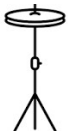
A I C#m II F#m I C#m II  
I don't know how someone controlled you

Bm I % E I %  
They bought and sold you

### 1er refrain



### 2e couplet



Am II Am7 II Am6 I Fmaj7 V  
I look at the world, and I notice, it's turning

Am I G II D VI E IV  
While my guitar gently weeps

Am II Am7 II Am6 I Fmaj7 V  
With every mistake, we must surely be learning

Am I G I C I E I  
Still my guitar gently weeps

### + SOLO ( sur les accords du couplet)

A I C#m II F#m I C#m II  
I don't know how you were diverted

Bm I % E I %  
You were perverted too

A I C#m II F#m I C#m II  
I don't know how you were inverted

Bm I % E I %  
No one alerted you

### 2e refrain

### 3e couplet

Am II Am7 II Am6 I Fmaj7 V  
I look at you all, see the love there that's sleeping

Am I G II D VI E IV  
While my guitar gently weeps

Am II Am7 II Am6 I Fmaj7 V  
Look at you all...

Am I G I C I E I  
Still my guitar gently weeps

### + SOLO ( sur les accords du couplet)

### Outro

x 4

Am II Am7 II Am6 I Fmaj7 V  
Look at you all... > CHOEURS : LA GRAVE

Am I G I D I E I  
While my guitar gently weeps

Am II Am7 II Am6 I Fmaj7 V  
Look at you all...

Am I G I C I E I > CHOEURS : MI AIGU  
Still my guitar gently weeps




<b>Am II</b> 	<b>Am7 II</b> 	<b>Am6 I</b> 
<b>F7M V</b> 	<b>Am I</b> 	
<b>A I</b> 	<b>C#m II</b> 	<b>F#m I</b> 
<b>Bm I</b> 	<b>G II</b> 	<b>G I</b> 
<b>E I</b> 	<b>E IV</b> 	<b>C I</b> 
<b>D VI</b> 		

**Signification des chiffres romains à côté de chaque accord :**  
Ce sont les différentes versions possibles d'un même accord sur le manche selon le site [www.ukubuddy.com](http://www.ukubuddy.com).  
Vive les barrés !

# Partition pour ukulélé Low G ! ...

Avis aux amateurs : corde de Sol grave €2.60 sur Woodbrass + livraison = € 5.90 ...  
Si on est plusieurs à commander, ça revient à 3€ (soprano concert ou ténor). Qui n'en veut ? <https://framadate.org/PrFegAS1nCirnFP6>

## While my guitar gently weeps - The Beatles (1968) BPM123



### Intro (Glock.)

Am II Am7 II Am6 I Fmaj7 V  
Am I G II D VI E IV



### 1er couplet

Am II Am7 II Am6 I Fmaj7 V  
I look at you all see the love there that's sleeping

Am I G II D VI E IV  
While my guitar gently weeps

Am II Am7 II Am6 I Fmaj7 V  
I look at the floor and I see it needs sweeping

Am I G I C I E I  
Still my guitar gently weeps

A I C#m II F#m I C#m II  
I don't know why nobody told you

Bm I % E I %  
How to unfold your love

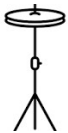
A I C#m II F#m I C#m II  
I don't know how someone controlled you

Bm I % E I %  
They bought and sold you

### 1er refrain



### 2e couplet



Am II Am7 II Am6 I Fmaj7 V  
I look at the world, and I notice, it's turning

Am I G II D VI E IV  
While my guitar gently weeps

Am II Am7 II Am6 I Fmaj7 V  
With every mistake, we must surely be learning

Am I C#m II F#m I C#m II  
I don't know how you were diverted

Bm I % E I %  
You were perverted too

A I C#m II F#m I C#m II  
I don't know how you were inverted

Bm I % E I %  
No one alerted you

### 2e refrain

### 3e couplet

Am II Am7 II Am6 I Fmaj7 V  
I look at you all, see the love there that's sleeping

Am I G II D VI E IV  
While my guitar gently weeps

Am II Am7 II Am6 I Fmaj7 V  
Look at you all...

Am I G I C I E I  
Still my guitar gently weeps

### + SOLO ( sur les accords du couplet)

Am II Am7 II Am6 I Fmaj7 V  
Look at you all... > CHOEURS : LA GRAVE

Am I G I D I E I  
While my guitar gently weeps

Am II Am7 II Am6 I Fmaj7 V  
Look at you all... > CHOEURS : MI AIGU

Am I G I C I E I  
Still my guitar gently weeps

### Outro

x 4




<b>Am II</b> 	<b>Am7 II</b> 	<b>Am6 I</b> 
<b>F7M V</b> 	<b>Am I</b> 	
<b>A I</b> 	<b>C#m II</b> 	<b>F#m I</b> 
<b>Bm I</b> 	<b>G II</b> 	<b>G I</b> 
<b>E I</b> 	<b>E IV</b> 	<b>C I</b> 
<b>D VI</b> 		

### Signification des chiffres romains à côté de chaque accord :

Ce sont les différentes versions possibles d'un même accord sur le manche selon le site [www.ukubuddy.com](http://www.ukubuddy.com).  
Vive les barrés !

**While my guitar gently weeps - The Beatles (1968) BPM123**



**Intro**  
(Glock.)

Am II Am7 II Am6 I Fmaj7 V  
Am I G II D VI E IV



**1er couplet**

Am II Am7 II Am6 I Fmaj7 V  
I look at you all see the love there that's sleeping

Am I G II D VI E IV  
While my guitar gently weeps

Am II Am7 II Am6 I Fmaj7 V  
I look at the floor and I see it needs sweeping

Am I G I C I E I  
Still my guitar gently weeps



**1er refrain**

A I C#m II F#m I C#m II  
I don't know why nobody told you

Bm I % E I %  
How to unfold your love

A I C#m II F#m I C#m II  
I don't know how someone controlled you

Bm I % E I %  
They bought and sold you

Am II Am7 II Am6 I Fmaj7 V  
I look at the world, and I notice, it's turning

Am I G II D VI E IV  
While my guitar gently weeps

Am II Am7 II Am6 I Fmaj7 V  
With every mistake, we must surely be learning

Am I G I C I E I  
Still my guitar gently weeps



**2e couplet**



**+ SOLO ( sur les accords du couplet)**

A I C#m II F#m I C#m II  
I don't know how you were diverted

Bm I % E I %  
You were perverted too

A I C#m II F#m I C#m II  
I don't know how you were inverted

Bm I % E I %  
No one alerted you

**2e refrain**

**3e couplet**

Am II Am7 II Am6 I Fmaj7 V  
I look at you all, see the love there that's sleeping

Am I G II D VI E IV  
While my guitar gently weeps

Am II Am7 II Am6 I Fmaj7 V  
Look at you all...

Am I G I C I E I  
Still my guitar gently weeps

**+ SOLO ( sur les accords du couplet)**

**Outro**

x 4

Am II Am7 II Am6 I Fmaj7 V  
Look at you all... > CHOEURS : LA GRAVE

Am I G I D I E I  
While my guitar gently weeps

Am II Am7 II Am6 I Fmaj7 V  
Look at you all...

Am I G I C I E I > CHOEURS : MI AIGU  
Still my guitar gently weeps




<b>Am II</b> 	<b>Am7 II</b> 	<b>Am6 I</b> 
<b>F7M V</b> 	<b>Am I</b> 	
<b>A I</b> 	<b>C#m II</b> 	<b>F#m I</b> 
<b>Bm I</b> 	<b>G II</b> 	<b>G I</b> 
<b>E I</b> 	<b>E IV</b> 	<b>C I</b> 
<b>D VI</b> 		

**Signification des chiffres romains à côté de chaque accord :**

Ce sont les différentes versions possibles d'un même accord sur le manche selon le site [www.ukubuddy.com](http://www.ukubuddy.com).  
Vive les barrés !

**While my guitar gently weeps - The Beatles (1968) BPM123**



**Intro**  
(Glock.)

Am II Am7 II Am6 I Fmaj7 V  
Am I G II D VI E IV



**1er couplet**

Am II Am7 II Am6 I Fmaj7 V  
I look at you all see the love there that's sleeping

Am I G II D VI E IV  
While my guitar gently weeps

Am II Am7 II Am6 I Fmaj7 V  
I look at the floor and I see it needs sweeping

Am I G I C I E I  
Still my guitar gently weeps



**1er refrain**

A I C#m II F#m I C#m II  
I don't know why nobody told you

Bm I % E I %  
How to unfold your love

A I C#m II F#m I C#m II  
I don't know how someone controlled you

Bm I % E I %  
They bought and sold you

**2e couplet**

Am II Am7 II Am6 I Fmaj7 V  
I look at the world, and I notice, it's turning

Am I G II D VI E IV  
While my guitar gently weeps

Am II Am7 II Am6 I Fmaj7 V  
With every mistake, we must surely be learning

Am I G I C I E I  
Still my guitar gently weeps



**2e refrain**

A I C#m II F#m I C#m II  
I don't know how you were diverted

Bm I % E I %  
You were perverted too

A I C#m II F#m I C#m II  
I don't know how you were inverted

Bm I % E I %  
No one alerted you

**3e couplet**

Am II Am7 II Am6 I Fmaj7 V  
I look at you all, see the love there that's sleeping

Am I G II D VI E IV  
While my guitar gently weeps

Am II Am7 II Am6 I Fmaj7 V  
Look at you all...

Am I G I C I E I  
Still my guitar gently weeps

**+ SOLO ( sur les accords du couplet)**

**Outro**

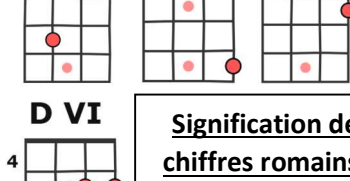
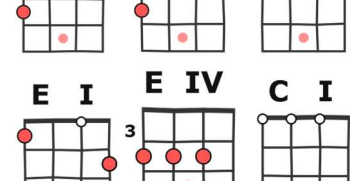
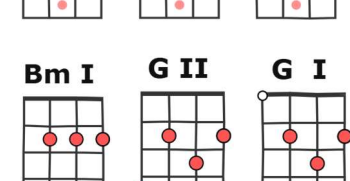
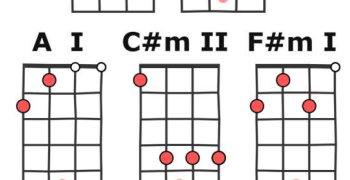
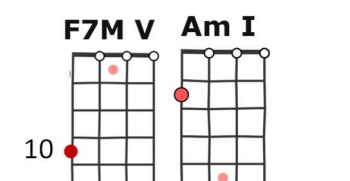
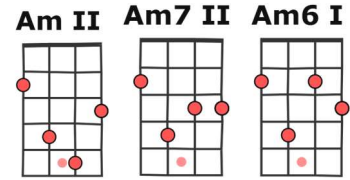
x 4

Am II Am7 II Am6 I Fmaj7 V  
Look at you all... > CHOEURS : LA GRAVE

Am I G I D I E I  
While my guitar gently weeps

Am II Am7 II Am6 I Fmaj7 V  
Look at you all...


Am I G I C I E I > CHOEURS : MI AIGU  
Still my guitar gently weeps



**Signification des chiffres romains à côté de chaque accord :**

Ce sont les différentes versions possibles d'un même accord sur le manche selon le site [www.ukubuddy.com](http://www.ukubuddy.com).  
Vive les barrés !

**While my guitar gently weeps - The Beatles** (1968) BPM123



**Intro**  
(Glock.)

Am<sup>II</sup> Am7<sup>II</sup> Am6<sup>I</sup> Fmaj7<sup>V</sup>  
Am<sup>I</sup> G<sup>II</sup> D<sup>VI</sup> E<sup>IV</sup>



**1<sup>er</sup> couplet**

I look at you all see the love there that's sleeping

Am<sup>I</sup> G<sup>II</sup> D<sup>VI</sup> E<sup>IV</sup>

While my guitar gently weeps

Am<sup>II</sup> Am7<sup>II</sup> Am6<sup>I</sup> Fmaj7<sup>V</sup>

I look at the floor and I see it needs sweeping

Am<sup>I</sup> G<sup>I</sup> C<sup>I</sup> E<sup>I</sup>

Still my guitar gently weeps

A<sup>I</sup> C#m<sup>II</sup> F#m<sup>I</sup> C#m<sup>II</sup>

I don't know why nobody told you

Bm<sup>I</sup> % E<sup>I</sup> %

How to unfold your love

A<sup>I</sup> C#m<sup>II</sup> F#m<sup>I</sup> C#m<sup>II</sup>

I don't know how someone controlled you

Bm<sup>I</sup> % E<sup>I</sup> %

They bought and sold you

Am<sup>II</sup> Am7<sup>II</sup> Am6<sup>I</sup> Fmaj7<sup>V</sup>

I look at the world, and I notice, it's turning

Am<sup>I</sup> G<sup>II</sup> D<sup>VI</sup> E<sup>IV</sup>

While my guitar gently weeps

Am<sup>II</sup> Am7<sup>II</sup> Am6<sup>I</sup> Fmaj7<sup>V</sup>

With every mistake, we must surely be learning

Am<sup>I</sup> G<sup>I</sup> C<sup>I</sup> E<sup>I</sup>

Still my guitar gently weeps

**+ SOLO ( sur les accords du couplet)**

A<sup>I</sup> C#m<sup>II</sup> F#m<sup>I</sup> C#m<sup>II</sup>

I don't know how you were diverted

Bm<sup>I</sup> % E<sup>I</sup> %

You were perverted too

A<sup>I</sup> C#m<sup>II</sup> F#m<sup>I</sup> C#m<sup>II</sup>

I don't know how you were inverted

Bm<sup>I</sup> % E<sup>I</sup> %

No one alerted you

Am<sup>II</sup> Am7<sup>II</sup> Am6<sup>I</sup> Fmaj7<sup>V</sup>

I look at you all, see the love there that's sleeping

Am<sup>I</sup> G<sup>II</sup> D<sup>VI</sup> E<sup>IV</sup>

While my guitar gently weeps

Am<sup>II</sup> Am7<sup>II</sup> Am6<sup>I</sup> Fmaj7<sup>V</sup>

Look at you all...

Am<sup>I</sup> G<sup>I</sup> C<sup>I</sup> E<sup>I</sup>

Still my guitar gently weeps

**+ SOLO ( sur les accords du couplet)**

Am<sup>II</sup> Am7<sup>II</sup> Am6<sup>I</sup> Fmaj7<sup>V</sup> > CHOEURS : LA GRAVE

Am<sup>I</sup> G<sup>I</sup> D<sup>I</sup> E<sup>I</sup>

While my guitar gently weeps

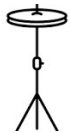
Am<sup>II</sup> Am7<sup>II</sup> Am6<sup>I</sup> Fmaj7<sup>V</sup> > CHOEURS : MI AIGU

Am<sup>I</sup> G<sup>I</sup> C<sup>I</sup> E<sup>I</sup>

Still my guitar gently weeps

**Outro**

x 4




<b>Am II</b> 	<b>Am7 II</b> 	<b>Am6 I</b> 
<b>F7M V</b> 	<b>Am I</b> 	
<b>A I</b> 	<b>C#m II</b> 	<b>F#m I</b> 
<b>Bm I</b> 	<b>G II</b> 	<b>G I</b> 
<b>E I</b> 	<b>E IV</b> 	<b>C I</b> 
<b>D VI</b> 		

**Signification des chiffres romains à côté de chaque accord :**

Ce sont les différentes versions possibles d'un même accord sur le manche selon le site [www.ukubuddy.com](http://www.ukubuddy.com).  
Vive les barrés !

**While my guitar gently weeps - The Beatles (1968) BPM123**



**Intro**  
(Glock.)

Am II Am7 II Am6 I Fmaj7 V  
Am I G II D VI E IV



**1er couplet**

Am II Am7 II Am6 I Fmaj7 V  
I look at you all see the love there that's sleeping

Am I G II D VI E IV  
While my guitar gently weeps

Am II Am7 II Am6 I Fmaj7 V  
I look at the floor and I see it needs sweeping

Am I G I C I E I  
Still my guitar gently weeps



**1er refrain**

A I C#m II F#m I C#m II  
I don't know why nobody told you

Bm I % E I %  
How to unfold your love

A I C#m II F#m I C#m II  
I don't know how someone controlled you

Bm I % E I %  
They bought and sold you



**2e couplet**

Am II Am7 II Am6 I Fmaj7 V  
I look at the world, and I notice, it's turning

Am I G II D VI E IV  
While my guitar gently weeps

Am II Am7 II Am6 I Fmaj7 V  
With every mistake, we must surely be learning

Am I G I C I E I  
Still my guitar gently weeps



**2e refrain**

A I C#m II F#m I C#m II  
I don't know how you were diverted

Bm I % E I %  
You were perverted too

A I C#m II F#m I C#m II  
I don't know how you were inverted

Bm I % E I %  
No one alerted you

**3e couplet**

Am II Am7 II Am6 I Fmaj7 V  
I look at you all, see the love there that's sleeping

Am I G II D VI E IV  
While my guitar gently weeps

Am II Am7 II Am6 I Fmaj7 V  
Look at you all...

Am I G I C I E I  
Still my guitar gently weeps

**+ SOLO ( sur les accords du couplet)**

**Outro**

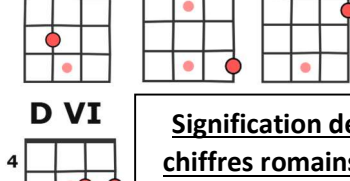
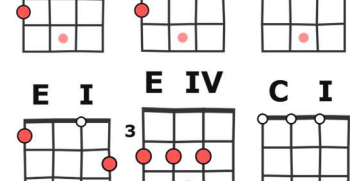
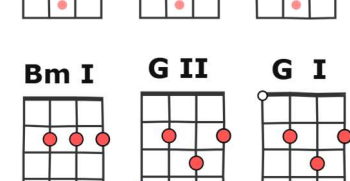
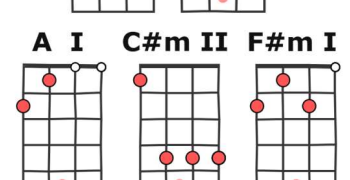
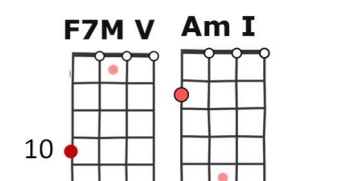
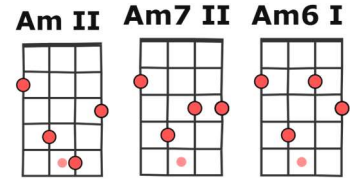
x 4

Am II Am7 II Am6 I Fmaj7 V  
Look at you all... > CHOEURS : LA GRAVE

Am I G I D I E I  
While my guitar gently weeps

Am II Am7 II Am6 I Fmaj7 V  
Look at you all...

Am I G I C I E I > CHOEURS : MI AIGU  
Still my guitar gently weeps



**Signification des chiffres romains à côté de chaque accord :**


Ce sont les différentes versions possibles d'un même accord sur le manche selon le site [www.ukubuddy.com](http://www.ukubuddy.com).  
Vive les barrés !

# Partition pour ukulélé Low G ! ...

Avis aux amateurs : corde de Sol grave €2.60 sur Woodbrass + livraison = € 5.90 ...

Si on est plusieurs à commander, ça revient à 3€ (soprano concert ou ténor). Qui n'en veut ? <https://framadate.org/PrFegAS1nCirnFP6>

## While my guitar gently weeps - The Beatles (1968) BPM123



### Intro (Glock.)

Am<sup>II</sup> Am7<sup>II</sup> Am6<sup>I</sup> Fmaj7<sup>V</sup>  
Am<sup>I</sup> G<sup>II</sup> D<sup>VI</sup> E<sup>IV</sup>



### 1<sup>er</sup> couplet

I look at you all see the love there that's sleeping

Am<sup>I</sup> G<sup>II</sup> D<sup>VI</sup> E<sup>IV</sup>

While my guitar gently weeps

Am<sup>II</sup> Am7<sup>II</sup> Am6<sup>I</sup> Fmaj7<sup>V</sup>

I look at the floor and I see it needs sweeping

Am<sup>I</sup> G<sup>I</sup> C<sup>I</sup> E<sup>I</sup>

Still my guitar gently weeps

A<sup>I</sup> C#m<sup>II</sup> F#m<sup>I</sup> C#m<sup>II</sup>

I don't know why nobody told you

Bm<sup>I</sup> % E<sup>I</sup> %

How to unfold your love

A<sup>I</sup> C#m<sup>II</sup> F#m<sup>I</sup> C#m<sup>II</sup>

I don't know how someone controlled you

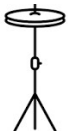
Bm<sup>I</sup> % E<sup>I</sup> %

They bought and sold you

### 1<sup>er</sup> refrain



### 2<sup>e</sup> couplet



I look at the world, and I notice, it's turning

Am<sup>I</sup> G<sup>II</sup> D<sup>VI</sup> E<sup>IV</sup>

While my guitar gently weeps

Am<sup>II</sup> Am7<sup>II</sup> Am6<sup>I</sup> Fmaj7<sup>V</sup>

With every mistake, we must surely be learning

Am<sup>I</sup> G<sup>I</sup> C<sup>I</sup> E<sup>I</sup>

Still my guitar gently weeps

### + SOLO ( sur les accords du couplet)

### 2<sup>e</sup> refrain

A<sup>I</sup> C#m<sup>II</sup> F#m<sup>I</sup> C#m<sup>II</sup>

I don't know how you were diverted

Bm<sup>I</sup> % E<sup>I</sup> %

You were perverted too

A<sup>I</sup> C#m<sup>II</sup> F#m<sup>I</sup> C#m<sup>II</sup>

I don't know how you were inverted

Bm<sup>I</sup> % E<sup>I</sup> %

No one alerted you

### 3<sup>e</sup> couplet

I look at you all, see the love there that's sleeping

Am<sup>I</sup> G<sup>II</sup> D<sup>VI</sup> E<sup>IV</sup>

While my guitar gently weeps

Am<sup>II</sup> Am7<sup>II</sup> Am6<sup>I</sup> Fmaj7<sup>V</sup>

Look at you all...

Am<sup>I</sup> G<sup>I</sup> C<sup>I</sup> E<sup>I</sup>

Still my guitar gently weeps

### + SOLO ( sur les accords du couplet)

### Outro

x 4

Am<sup>II</sup> Am7<sup>II</sup> Am6<sup>I</sup> Fmaj7<sup>V</sup>

Look at you all...

Am<sup>I</sup> G<sup>I</sup> D<sup>I</sup> E<sup>I</sup> > CHOEURS : LA GRAVE

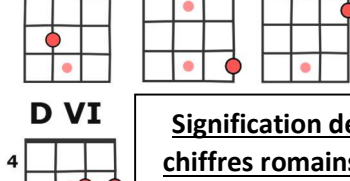
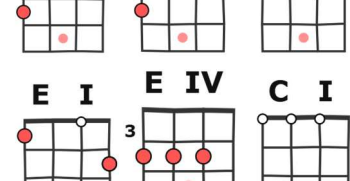
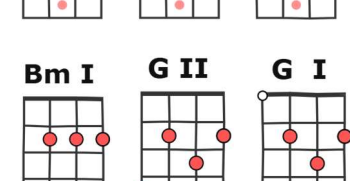
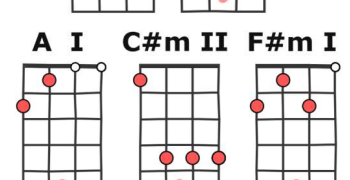
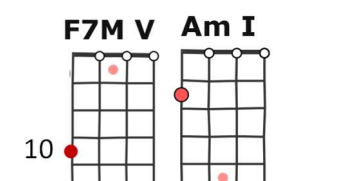
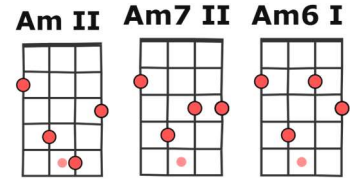
While my guitar gently weeps

Am<sup>II</sup> Am7<sup>II</sup> Am6<sup>I</sup> Fmaj7<sup>V</sup>

Look at you all...

Am<sup>I</sup> G<sup>I</sup> C<sup>I</sup> E<sup>I</sup> > CHOEURS : MI AIGU

Still my guitar gently weeps



### Signification des chiffres romains à côté de chaque accord :

Ce sont les différentes versions possibles d'un même accord sur le manche selon le site [www.ukubuddy.com](http://www.ukubuddy.com).  
Vive les barrés !